

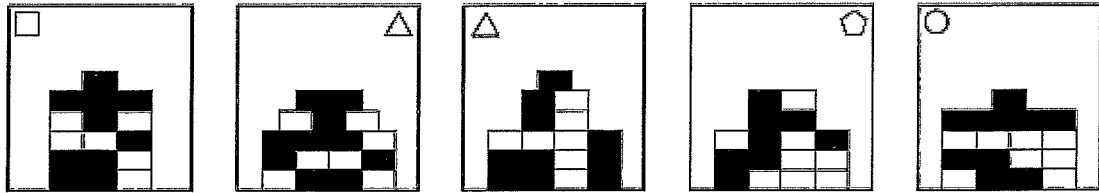
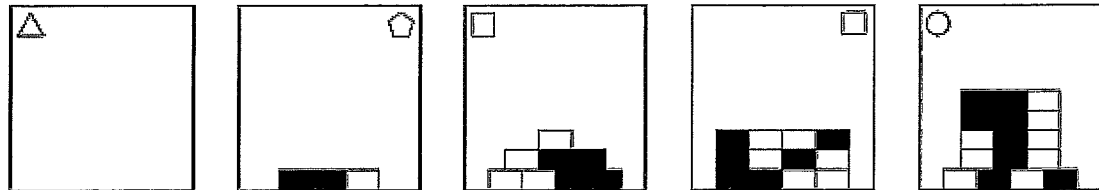
**Q1** What comes next in the sequence?

- (A) A
- (B) B
- (C) C
- (D) D**
- (E) E

Rule 1. The triangle moves clockwise 1 place, then 2 places, then 3 place and so on, around the circle.

Rule 2: The triangle alternates between shaded and unshaded.

Rule 3: The number of shaded segments in the circle increases by one each time.



A

B

C

D

E

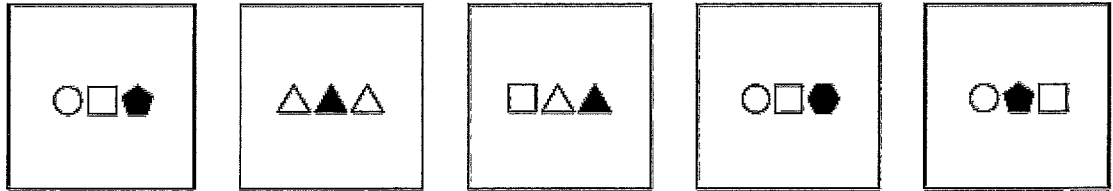
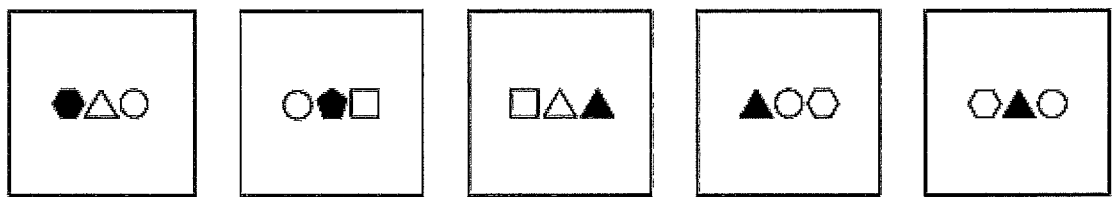
**Q2** What comes next in the sequence?

- (A) A
- (B) B**
- (C) C
- (D) D
- (E) E

Rule 1: The shape at the top alternates between the top left and top right hand corners.

Rule 2: The number of edges of the shape indicated how many bricks should be added to the next box

Rule 3: The number of shaded bricks per box increases by two each time.

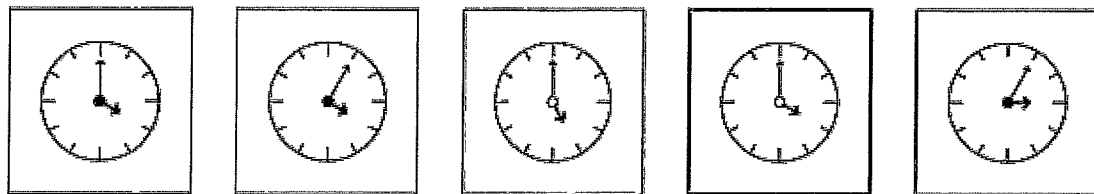
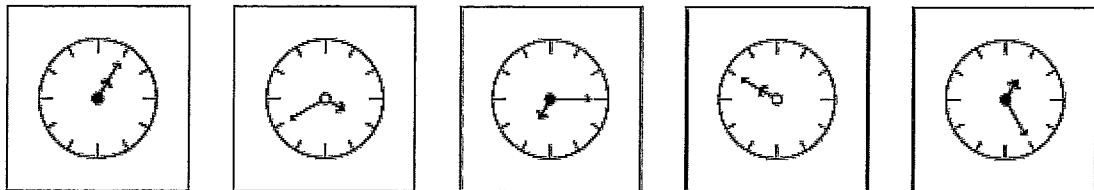


A B C D E

Q3 What comes next in the sequence?

- (A) A
- (B) B
- (C) C
- (D) D
- (E) E

Rule 1: The total number of edges in each box is equal to ten.  
 Rule 2: The last shape in each box is the first shape of the next box.  
 Rule 3: The shading moves one place to the right each time and then begins again from the left.



A

B

C

D

E

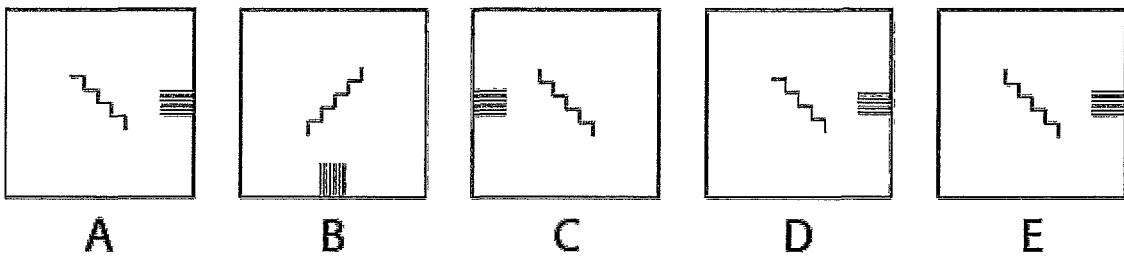
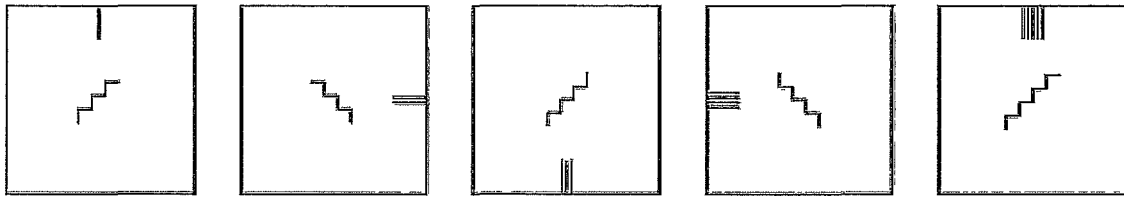
**Q4** What comes next in the sequence?

- (A) A
- (B) B
- (C) C
- (D) D**
- (E) E

Rule 1: The minutes (long) hand rotates 5 hours counterclockwise each time.

Rule 2: The hour (short) hand rotates 3 places clockwise each time.

Rule 3: The circle at the centre of the clock alternates between black and white.



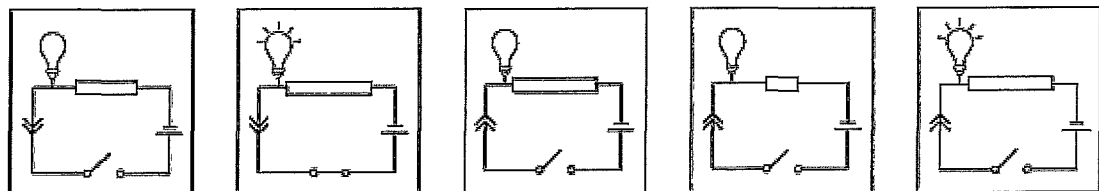
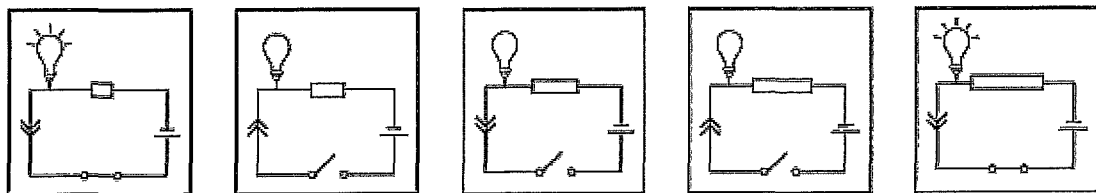
**Q5** What comes next in the sequence?

- (A) A
- (B) B
- (C) C
- (D) D
- (E) E

Rule 1 The notches move 1 place clockwise around the edge of the box and each time increases by one.

Rule 2: The centre symbol is mirrored horizontally each time.

Rule 3 The number of lines in the centre symbol increases by one every two boxes.



**A**

**B**

**C**



**D**

**E**

**Q6** What comes next in the sequence?

- (A) A
- (B) B
- (C) C
- (D) D
- (E) E

- Rule 1. When the circuit is complete (the bottom connection is closed) the bulb lights up. When the circuit is broken (bottom connection is open) the bulb does not light up.
- Rule 2: The arrows on the left of the circuit alternate between pointing up and down.
- Rule 3 The box at the top of the circuit increases in size each time.

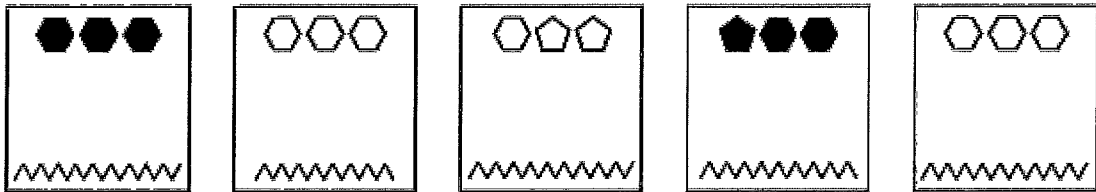
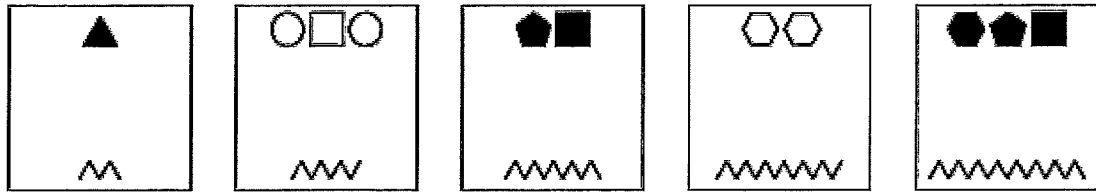


**Q7** What comes next in the sequence?

- (A) A
- (B) B
- (C) C
- (D) D
- (E) E

Rule 1: The rings alternate between cross hatched and black  
 Rule 2: The missing quarter moves one place counterclockwise each time.  
 Rule 3: Every second box has a star in the missing quarter.





A

B

C

D

E

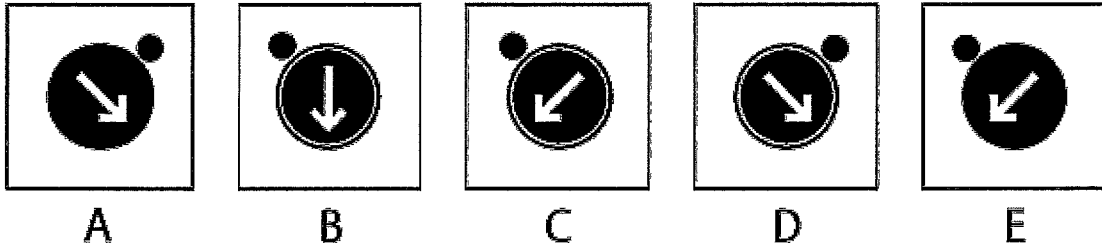
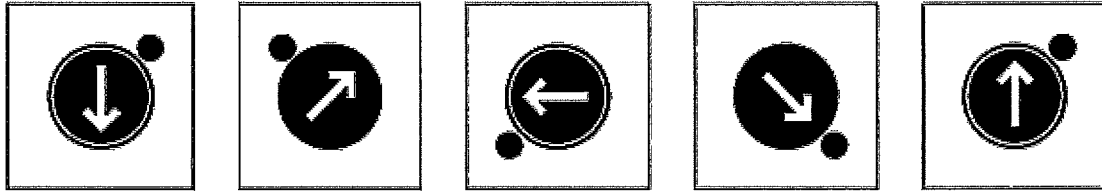
**Q8** What comes next in the sequence?

- (A) A
- (B) B
- (C) C
- (D) D
- (E) E

Rule 1. The number of diagonal lines at the bottom of the box increases by three each time.

Rule 2. The total number of edges on the shapes is equal to one less than the total number of lines.

Rule 3: The shapes alternate between shaded and unshaded.



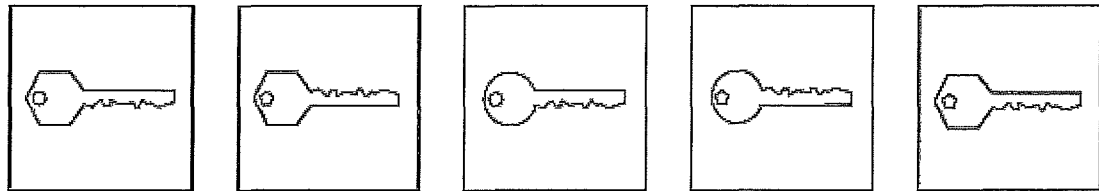
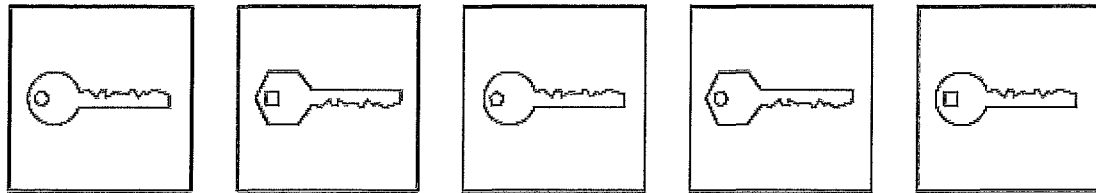
**Q9** What comes next in the sequence?

- (A) A
- (B) B
- (C) C
- (D) D
- (E) E

Rule 1: The small black circle rotates  $90^\circ$  counterclockwise around the large circle each time.

Rule 2: The arrow rotates  $135^\circ$  counterclockwise each time.

Rule 3: The large circle alternates between having a white trim and no trim.



A

B

C

D

E


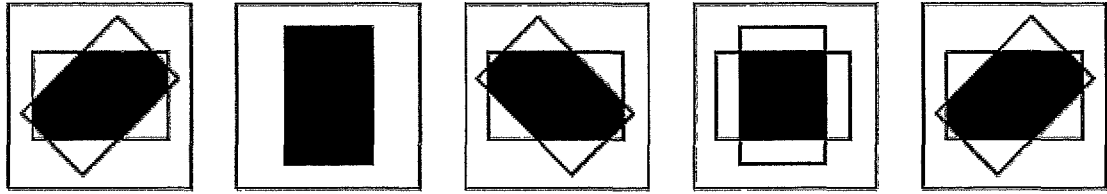
**Q10** What comes next in the sequence?

- (A) A
- (B) B
- (C) C
- (D) D
- (E) E**

Rule 1: The key base alternates between circular and hexagonal.

Rule 2: The hole in the key is circular, square then hexagonal. The pattern then begins again.

Rule 3: The key flips horizontally each time.



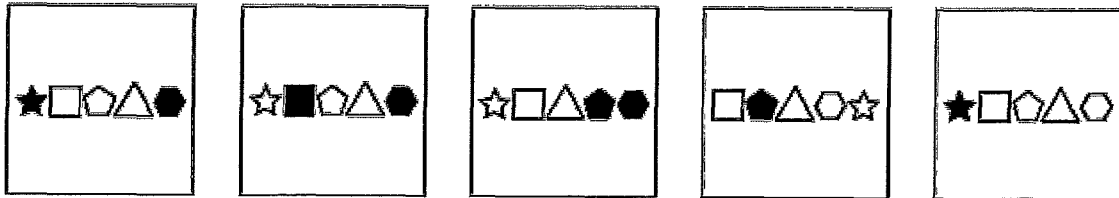
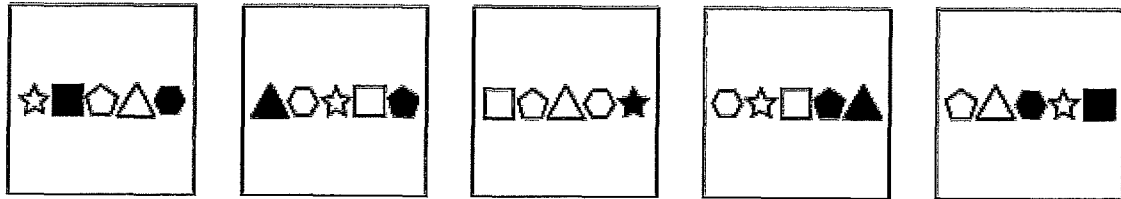
**Q11** What comes next in the sequence?

- (A) A
- (B) B
- (C) C
- (D) D**
- (E) E

Rule 1 One box rotates  $45^\circ$  counterclockwise each time.

Rule 2 The other box rotates  $90^\circ$  each time

Rule 3 When both boxes overlap, the overlapping area is shaded.



A

B

C

D

E

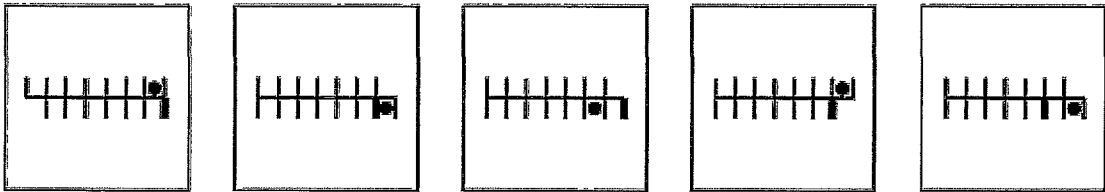
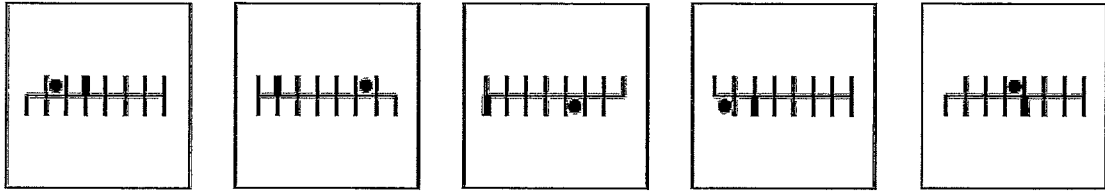
Q12 What comes next in the sequence?

- (A) A
- (B) B**
- (C) C
- (D) D
- (E) E

Rule 1: Each shape moves two places to the right each time. When they reach the right end of the line, they begin again from the left hand side.

Rule 2: The final shape in each sequence is always shaded.

Rule 3: The shading moves one place to the left each time.



A

B

C

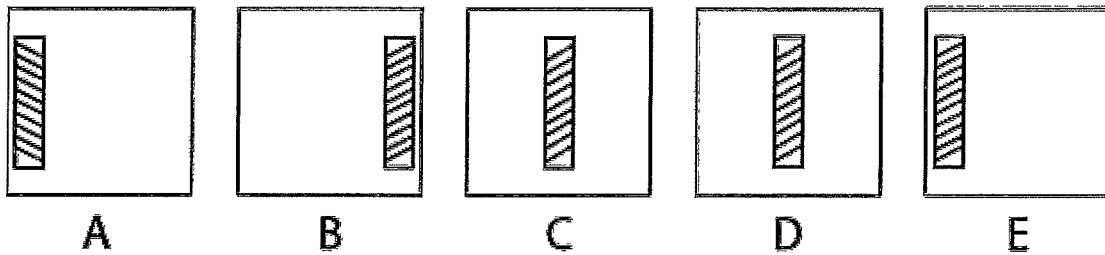
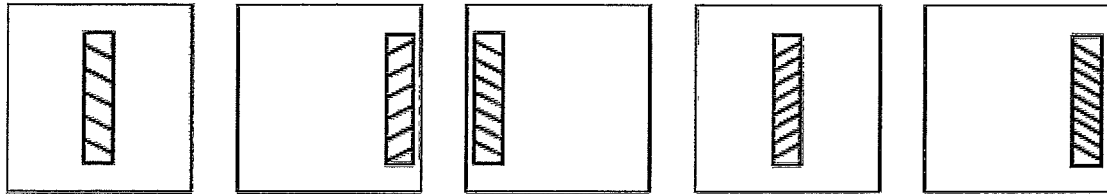
D

E

**Q13** What comes next in the sequence?

- (A) A
- (B) B**
- (C) C
- (D) D
- (E) E

Rule 1: The black circle moves 4 places clockwise each time.  
 Rule 2: The missing line moves one corner clockwise each time.  
 Rule 3: The thick line moves two places counterclockwise each time.



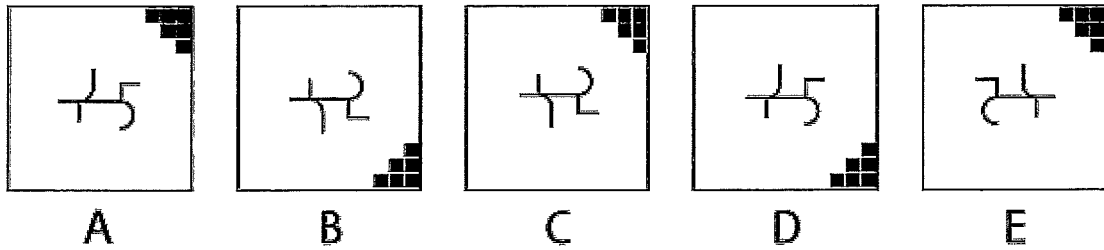
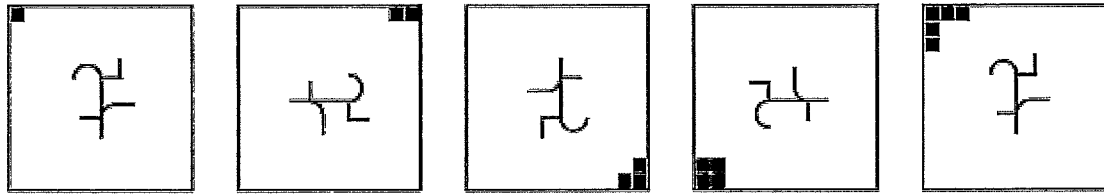
**Q14** What comes next in the sequence?

- (A) A
- (B) B
- (C) C
- (D) D
- (E) E**

Rule 1: The symbol moves from left to right. When it reaches the right of the box, it then begins again from the left.

Rule 2: The number of diagonal lines in the rectangle increases by one each time.

Rule 3: The orientation of the diagonal lines alternates each time.

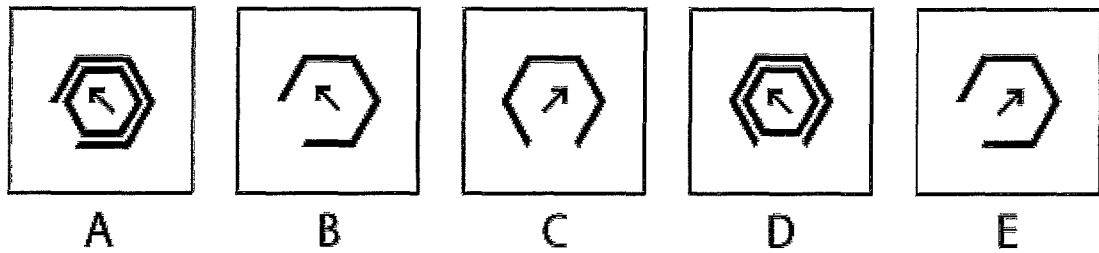
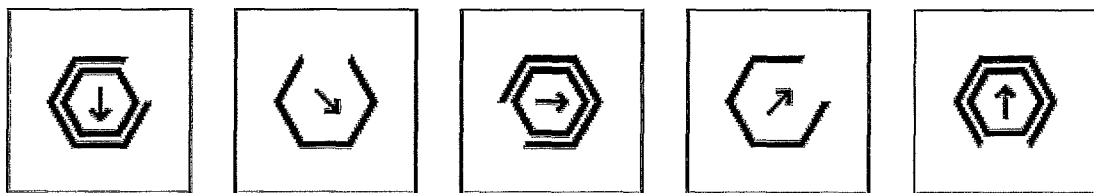


**Q15** What comes next in the sequence?

- (A) A
- (B) B
- (C) C
- (D) D
- (E) E

Rule 1: The symbol rotates 90° clockwise each time.  
 Rule 2: The black boxes move clockwise to the next corner each time.  
 Rule 3: The number of black boxes increases by one each time.






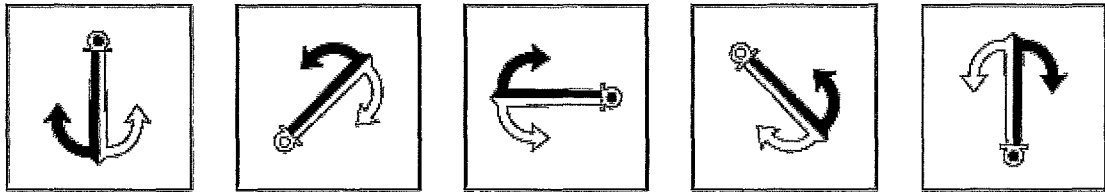
**Q16** What comes next in the sequence?

- (A) A
- (B) B**
- (C) C
- (D) D
- (E) E

Rule 1: The arrow rotates 45° counterclockwise each time.

Rule 2: The missing segment on the outer hexagon moves one place counterclockwise, then two place, then three and so on.

Rule 3: The inner hexagon alternates between black and white.



A

B

C

D

E

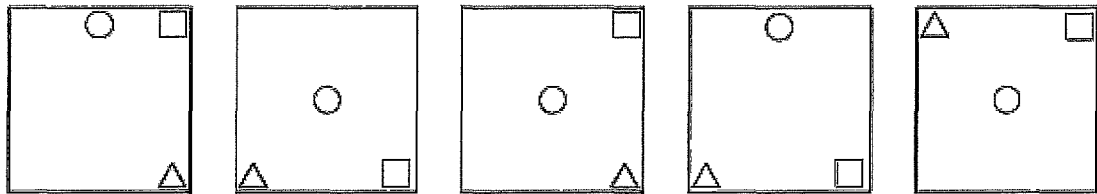
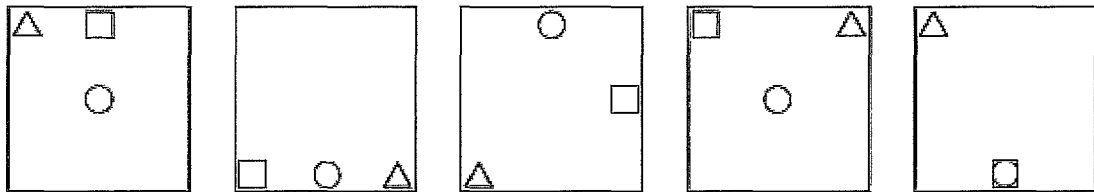
**Q17** What comes next in the sequence?

- (A) A
- (B) B
- (C) C
- (D) D
- (E) E

Rule 1: The anchor rotates  $135^\circ$  counterclockwise each time.

Rule 2: The two main shaded halves of the anchor alternate between black and white.

Rule 3: The circle at the top of the anchor alternates between black and white.



A

B

C

D

E

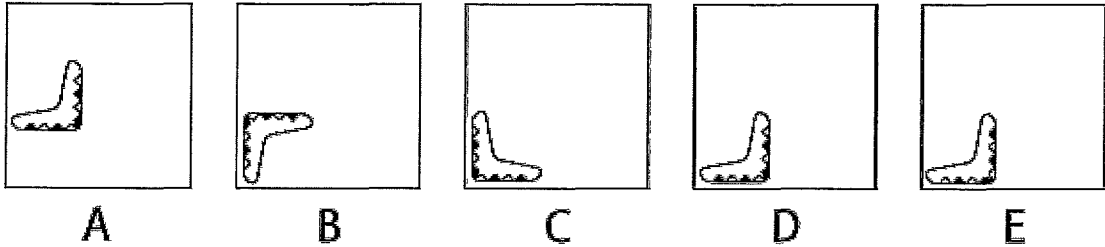
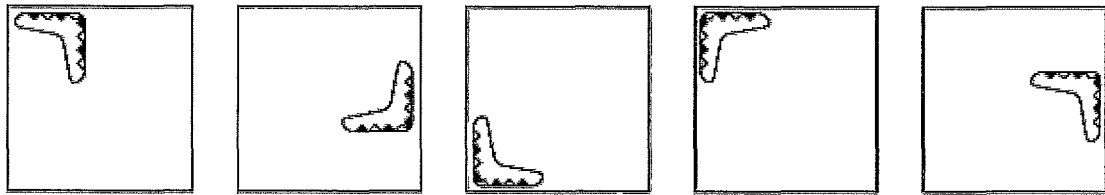
**Q18** What comes next in the sequence?

- (A) A
- (B) B
- (C) C
- (D) D
- (E) E

Rule 1 The triangle moves from top left, to bottom right, to bottom left, to top right and then begins again.

Rule 2: The square moves 5 places clockwise around the edge of the box(including centre and corner positions).

Rule 3: The circle moves down one place each time, beginning again at the top of the box.




**Q19** What comes next in the sequence?

- (A) A
- (B) B
- (C) C
- (D) D
- (E) E

Rule 1 The boomerang moves from top left, to middle right, to bottom left, then begins again.

Rule 2 The boomerang rotates 90° clockwise each time.

Rule 3: The triangles on the boomerang alternate between black and white.



A

B

C

D

E

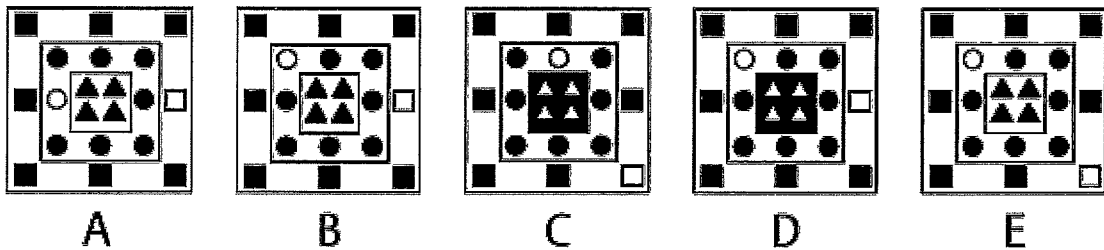
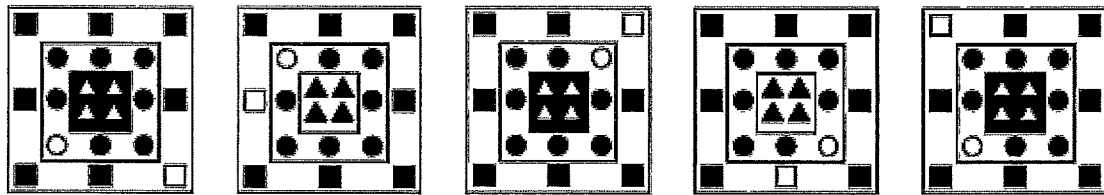
**Q20** What comes next in the sequence?

- (A) A
- (B) B
- (C) C
- (D) D
- (E) E

Rule 1 The lines' orientation alternates between horizontal and vertical.

Rule 2: The total number of lines increases by two each time.

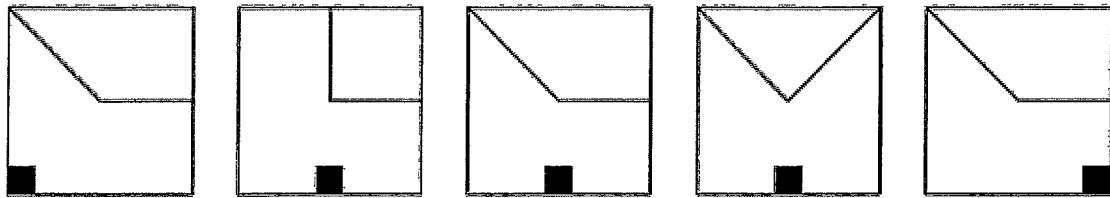
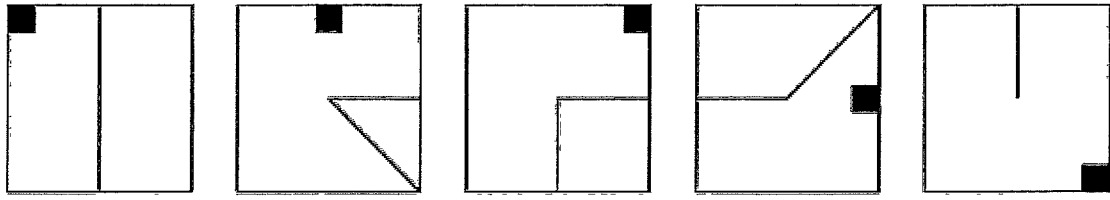
Rule 3: Every line is dashed, then every second line is dashed, then every third line is dashed and so on.



**Q21** What comes next in the sequence?

- (A) A
- (B) B
- (C) C
- (D) D
- (E) E

- Rule 1: The central square with the triangles alternates between black and white shading.
- Rule 2: The unshaded circle moves two places clockwise each time.
- Rule 3: The unshaded square moves three places clockwise each time.



A

B

C

D

E

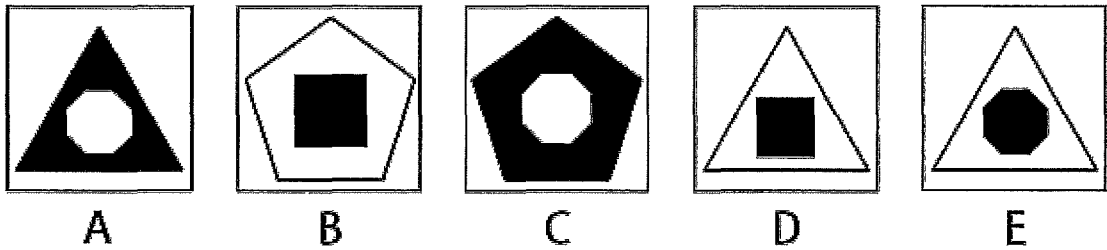

**Q22** What comes next in the sequence?

- (A) A
- (B) B
- (C) C**
- (D) D
- (E) E

Rule 1 One line rotates rotates  $90^\circ$  clockwise each time.

Rule 2 The other line rotates  $45^\circ$  counterclockwise each time.

Rule 3 The black square moves one place clockwise each time.

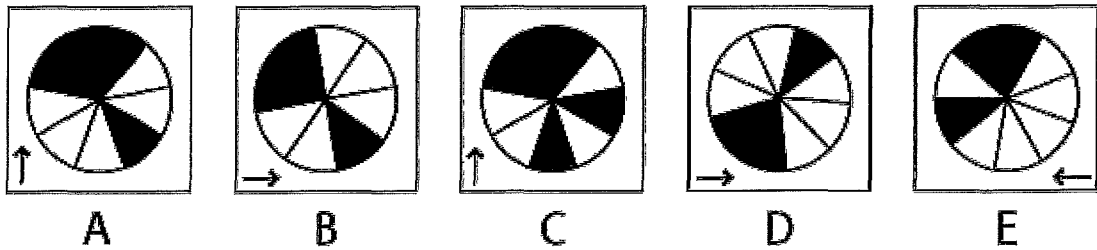
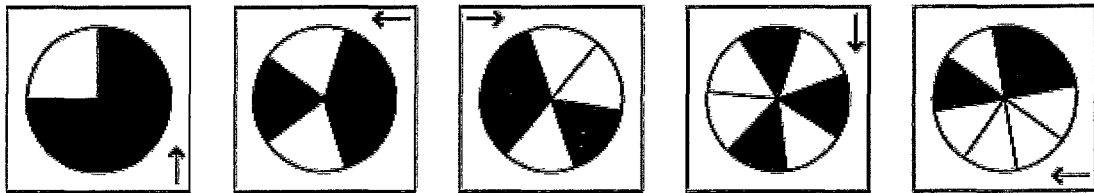


**Q23** What comes next in the sequence?

- (A) A
- (B) B
- (C) C
- (D) D
- (E) E

Rule 1: The number of edges on the outer shape decreases by one each time.  
 Rule 2: The number of edges on the inner shape increases by one each time.  
 Rule 3: The shapes alternate between black and white.

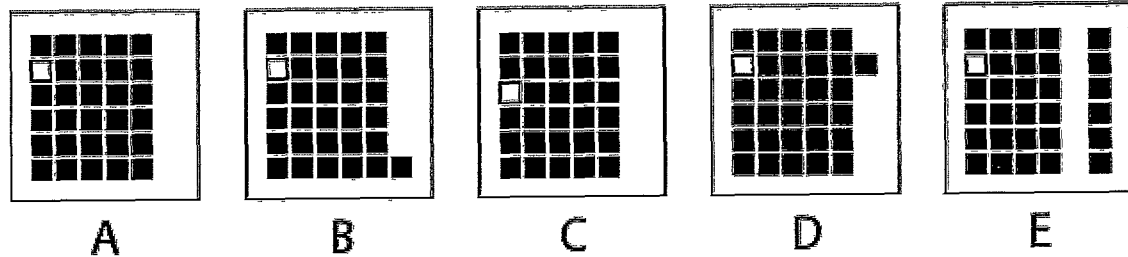





**Q24** What comes next in the sequence?

- (A) A
- (B) B
- (C) C
- (D) D**
- (E) E



- Rule 1: The number of segments in the circle increases by one each time.
- Rule 2: The arrow points to where the next arrow will be.
- Rule 3: There are always 3 segments shaded.



**Q25** What comes next in the sequence?

- (A) A
- (B) B
- (C) C
- (D) D
- (E) E

- Rule 1: The white square moves down one place each time. When it reaches the bottom, it begins again from the top.
- Rule 2: The first box is missing 1 square, the second box is missing 2 squares, the third box is missing 3 squares and so on.
- Rule 3: The column with the missing squares moves one place to the right each time.



A

B

C

D

E



**Q26** What comes next in the sequence?

- (A) A
- (B) B
- (C) C
- (D) D
- (E) E

Rule 1: The face goes from happy, to straight, to sad, to straight then happy and begins again.

Rule 2: The total number of freckles increases by one each time

Rule 3: The eyes follow the black circle.



A

B

C

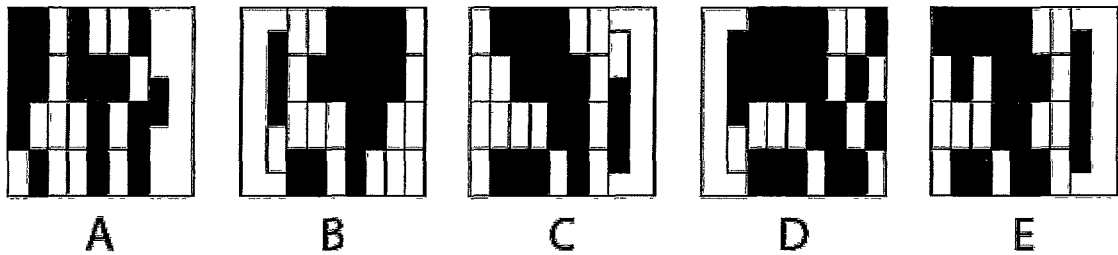

D

E

**Q27** What comes next in the sequence?

- (A) A
- (B) B
- (C) C
- (D) D
- (E) E

- Rule 1. The stripes on the lighthouse alternate between black and white.
- Rule 2. The direction of the light coming from the lighthouse alternates between left and right.
- Rule 3. The total number of stars in each box alternates between four and five.



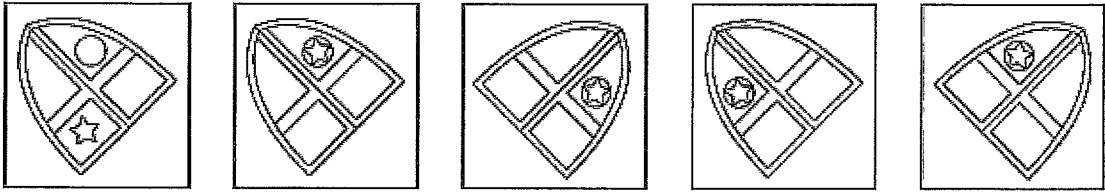
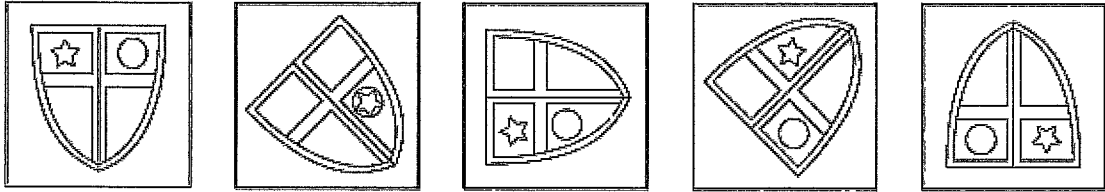
**Q28** What comes next in the sequence?

- (A) A
- (B) B
- (C) C**
- (D) D
- (E) E

Rule 1: The box rotates 90° clockwise each time.

Rule 2: The total number of bricks in a box is equal to the sum of bricks in the previous two boxes.

Rule 3: The number of shaded bricks increases by three each time.



**A**

**B**

**C**

**D**

**E**

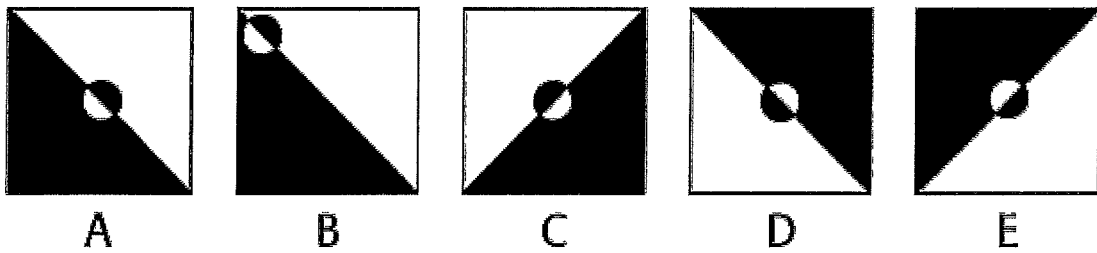

**Q29** What comes next in the sequence?

- (A) A
- (B) B
- (C) C
- (D) D
- (E) E

Rule 1: The shield rotates 45° counterclockwise each time.

Rule 2: The star moves two places clockwise each time.

Rule 3: The circle moves one place clockwise each time.



**Q30** What comes next in the sequence?

- (A) A
- (B) B
- (C) C
- (D) D
- (E) E

Rule 1: The dividing line between black and white rotates 45° counterclockwise each time.

Rule 2: The two halves of the box alternate between black and white.

Rule 3: The circle moves back and forth along the dividing line, with each half, again, alternating between black and white.