

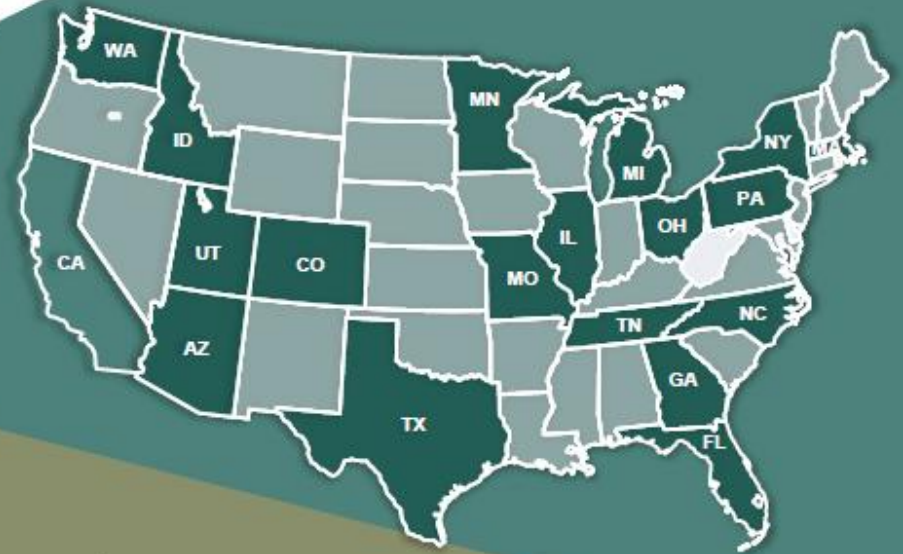


Rialtas na hÉireann
Government of Ireland

Ireland's Economic Footprint in the United States of America

Fact Sheets for 20 US States

WA|ID|CA|UT|AZ|CO|TX|MN|MI|IL|MO|TN|NC|GA|FL|MA|NY|NJ|PA|OH



Foreword

The Embassy of Ireland, in partnership with the Department of Enterprise, Trade and Employment, launched a project in 2021 to map Ireland's economic footprint across the United States.

The Embassy worked with OCO Global to analyse the trade and investment flows that have taken place over the last five years, and the number of companies and jobs that are now established in both directions by Irish and American companies. Other important indicators were also reviewed, such as the number of strategic research, development and innovation partnerships, and the flow of international students and passengers travelling in both directions.

The work was completed in early 2022 and has produced 26 one-page factsheets, each setting out the powerful two-way economic connections that exist between Ireland and particular parts of the United States. The fact-sheets focus on the United States as a whole, its five regions, and 20 different States. From Texas to Minnesota and from North Carolina to Utah, Ireland's economic impact extends widely and impacts deeply.

The project reflects part of the rich economic tapestry that exists between Ireland and the United States. There are, of course, lots of other States that Ireland has strong connections with, and the Embassy intends to reflect these also in future work.

For further information about the methodology of this project and to access the fact-sheets electronically, visit www.dfa.ie/usa. I would also invite you to contact the Embassy directly to learn more about Ireland's economic footprint across the United States, and how we are working to further grow and develop our active engagement.



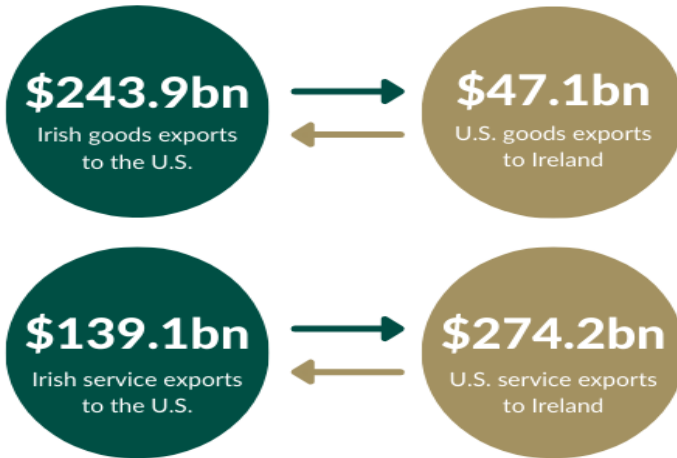
Daniel Mulhall
Ireland's Ambassador to the United States

Table of Contents


United States	4	Massachusetts	17
Mid-West	5	Michigan	18
North-East	6	Minnesota	19
South-East	7	Missouri	20
South-West	8	New Jersey	21
West	9	New York	22
Arizona	10	North Carolina	23
California	11	Ohio	24
Colorado	12	Pennsylvania	25
Florida	13	Tennessee	26
Georgia	14	Texas	27
Idaho	15	Utah	28
Illinois	16	Washington	29

UNITED STATES

Trade Flows, 2016-2020




Inward Investment Flows, 2016-2020



More info: dfa.ie/usa



Companies & Jobs



Strategic RDI Partnerships (SFI)



Students




MIDWEST

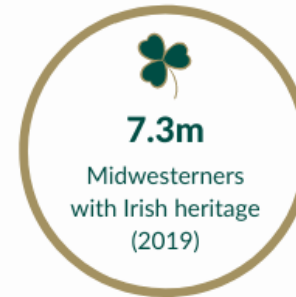
Trade Flows, 2016-2020




Inward Investment Flows, 2016-2020



More info: dfa.ie/usa



Visitors, 2019



Companies & Jobs



Strategic RDI Partnerships (SFI)

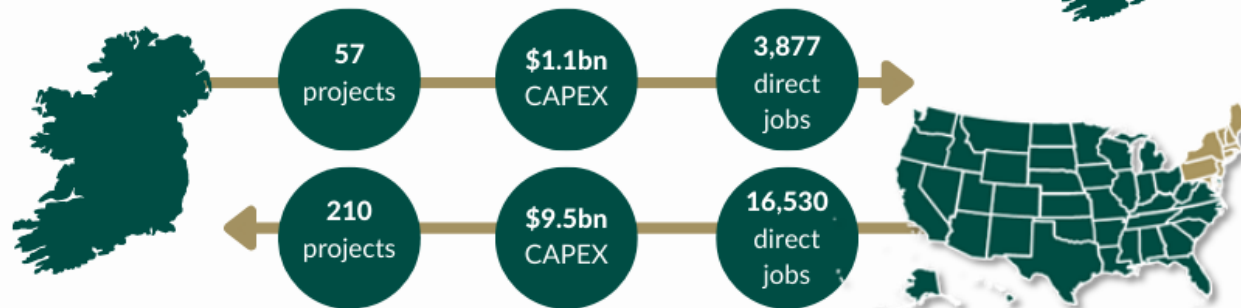


NORTHEAST

Trade Flows, 2016-2020




Inward Investment Flows, 2016-2020



More info: dfa.ie/usa



Visitors, 2019



Companies & Jobs



Strategic RDI Partnerships (SFI)




SOUTHEAST

Trade Flows, 2016-2020



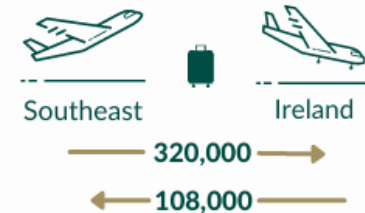
Inward Investment Flows, 2016-2020



More info: dfa.ie/usa



Visitors, 2019



Companies & Jobs



Strategic RDI Partnerships (SFI)

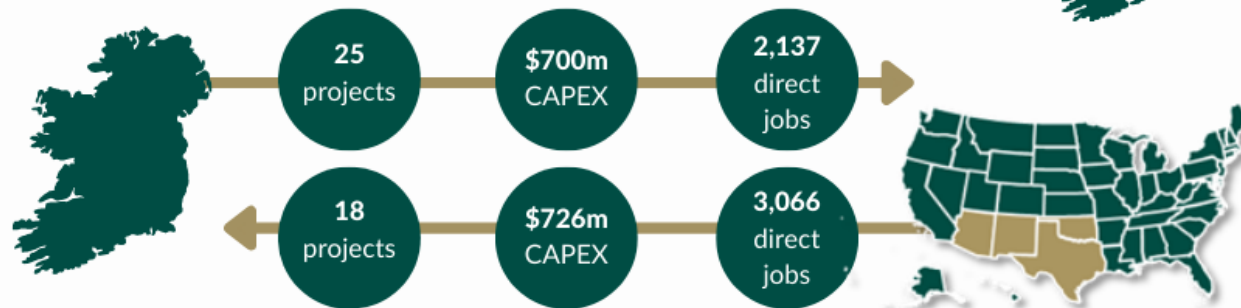


SOUTHWEST


Trade Flows, 2016-2020



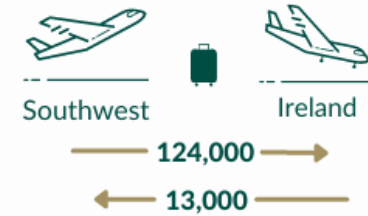
Inward Investment Flows, 2016-2020



More info: dfa.ie/usa



Visitors, 2019



Companies & Jobs



Strategic RDI Partnerships (SFI)




WEST

Trade Flows, 2016-2020



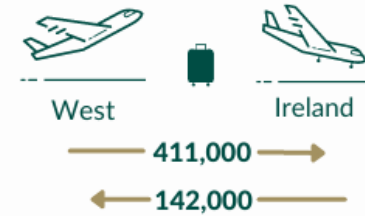
Inward Investment Flows, 2016-2020



More info: dfa.ie/usa



Visitors, 2019



Companies & Jobs



Strategic RDI Partnerships (SFI)

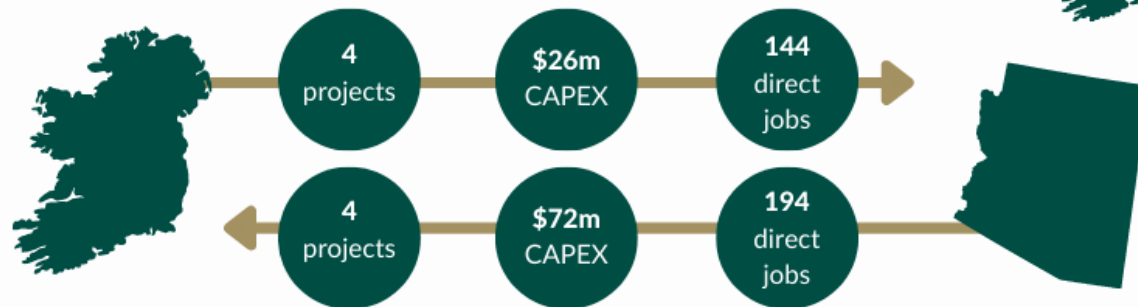


ARIZONA

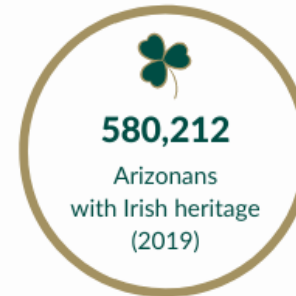
Trade Flows, 2016-2020



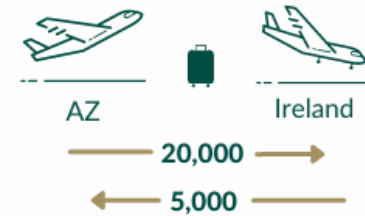
Inward Investment Flows, 2016-2020



More info: dfa.ie/usa



Visitors, 2019



Companies & Jobs



Strategic RDI Partnerships (SFI)

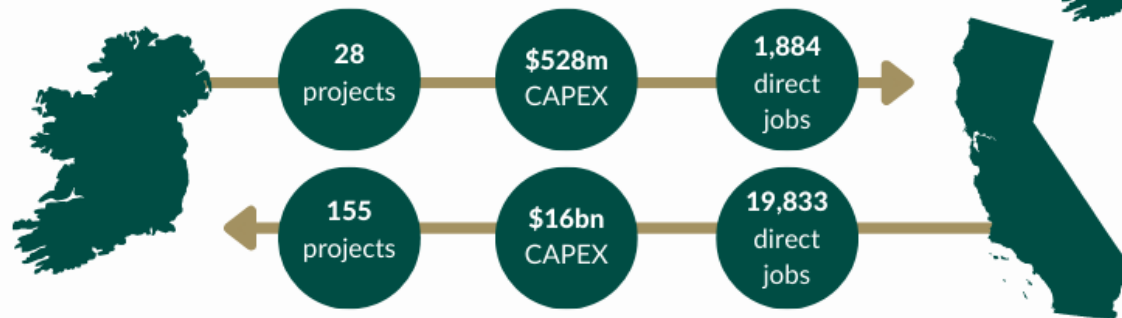


CALIFORNIA

Trade Flows, 2016-2020



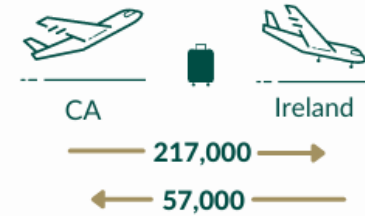
Inward Investment Flows, 2016-2020



More info: dfa.ie/usa



Visitors, 2019



Companies & Jobs



Strategic RDI Partnerships (SFI)

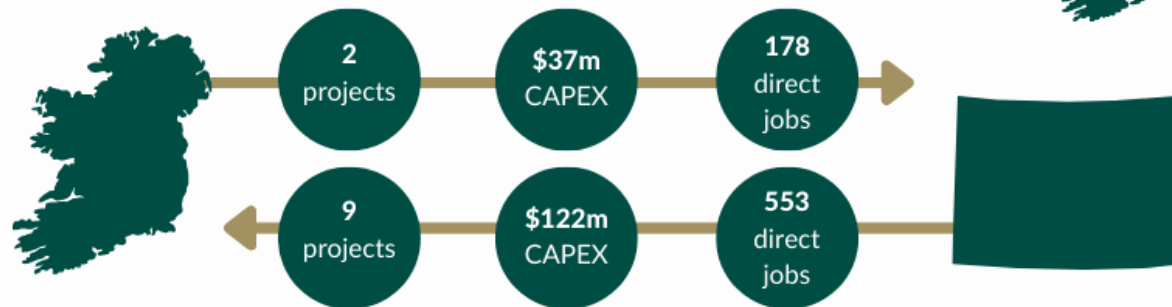


COLORADO

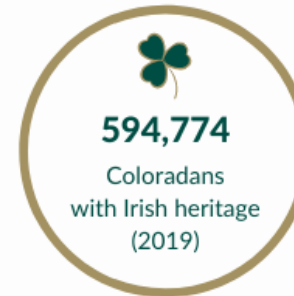
Trade Flows, 2016-2020



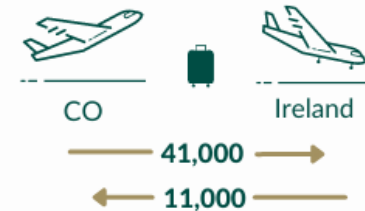
Inward Investment Flows, 2016-2020




More info: dfa.ie/usa



Visitors, 2019



Companies & Jobs



Strategic RDI Partnerships (SFI)

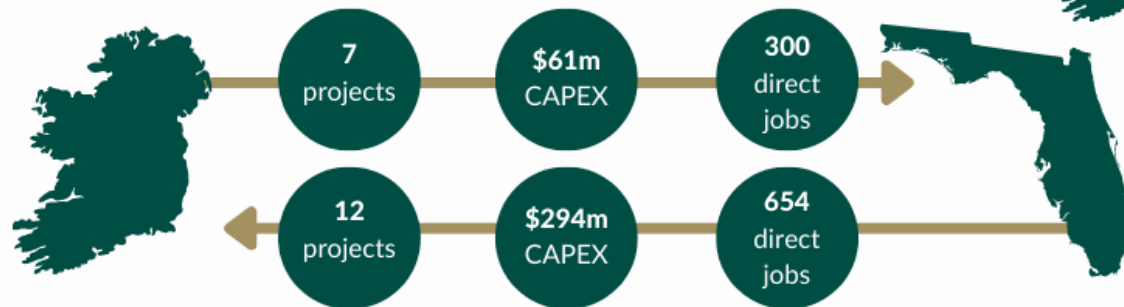


FLORIDA

Trade Flows, 2016-2020



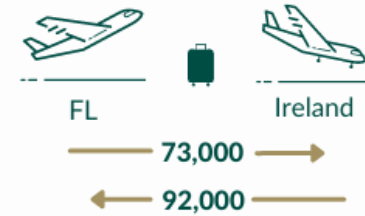
Inward Investment Flows, 2016-2020



More info: dfa.ie/usa



Visitors, 2019



Companies & Jobs



Strategic RDI Partnerships (SFI)




GEORGIA

Trade Flows, 2016-2020



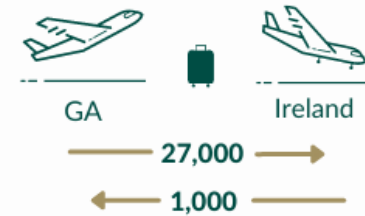
Inward Investment Flows, 2016-2020



More info: dfa.ie/usa



Visitors, 2019



Companies & Jobs



Strategic RDI Partnerships (SFI)

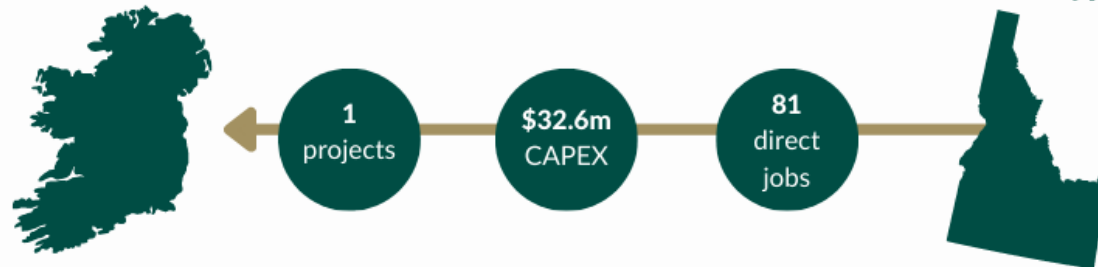


IDAHO

Trade Flows, 2016-2020



Inward Investment Flows, 2016-2020



Companies & Jobs



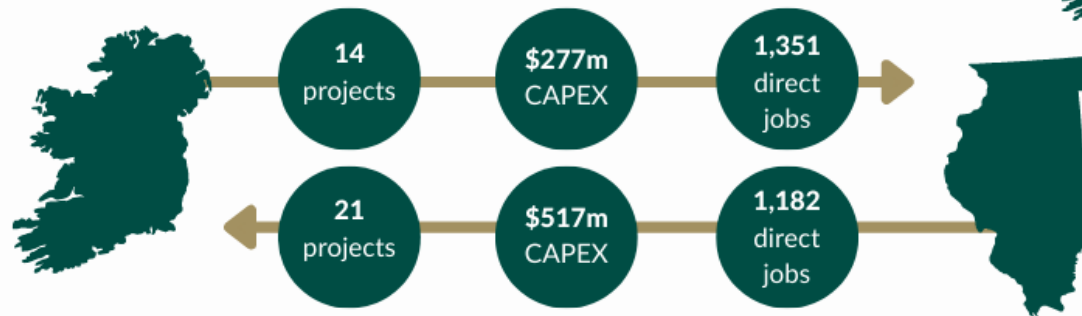
More info: dfa.ie/usa

ILLINOIS

Trade Flows, 2016-2020



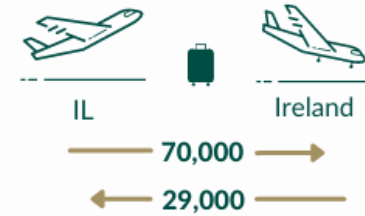
Inward Investment Flows, 2016-2020



More info: dfa.ie/usa



Visitors, 2019



Companies & Jobs



Strategic RDI Partnerships (SFI)

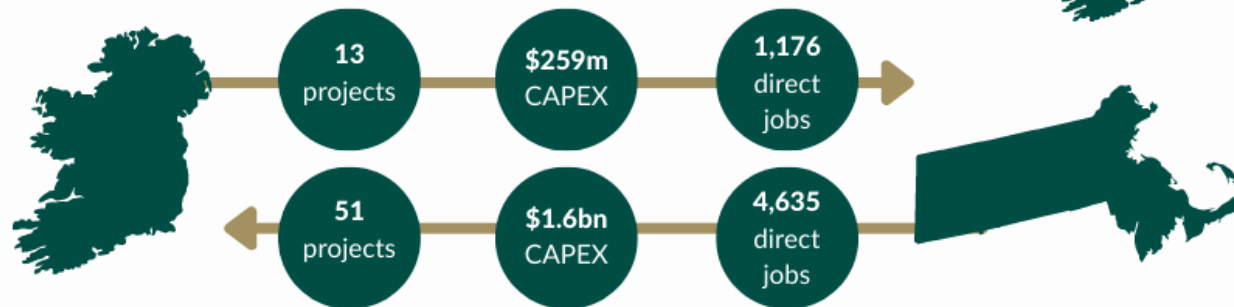


MASSACHUSETTS

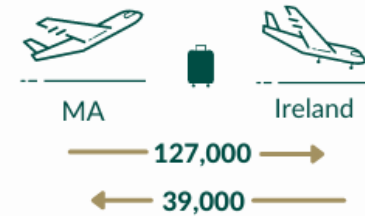
Trade Flows, 2016-2020




Inward Investment Flows, 2016-2020



Visitors, 2019



Companies & Jobs



Strategic RDI Partnerships (SFI)

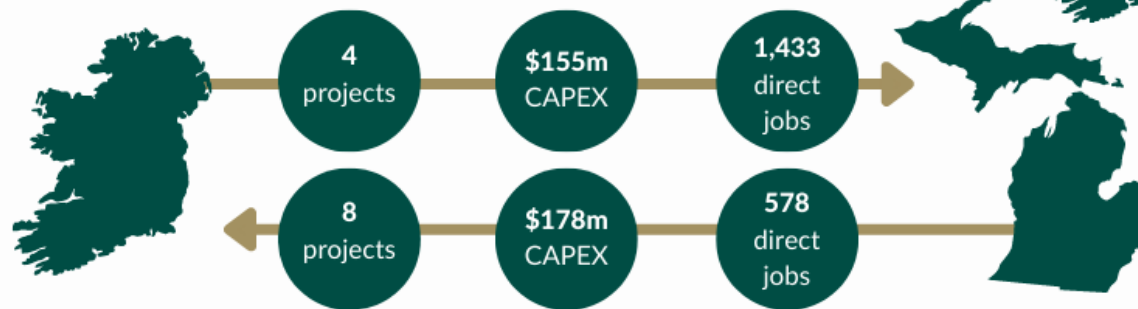


MICHIGAN

Trade Flows, 2016-2020



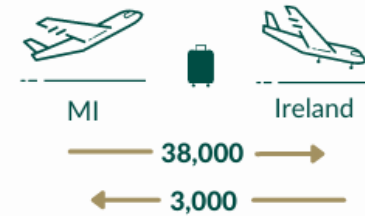
Inward Investment Flows, 2016-2020




More info: dfa.ie/usa



Visitors, 2019



Companies & Jobs



Strategic RDI Partnerships (SFI)

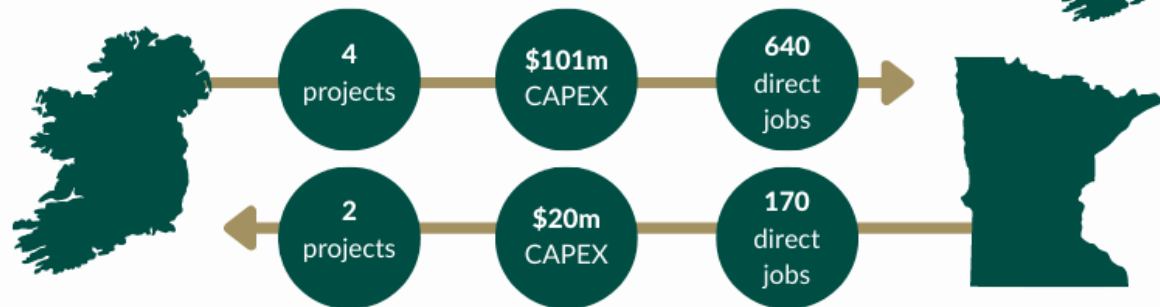


MINNESOTA

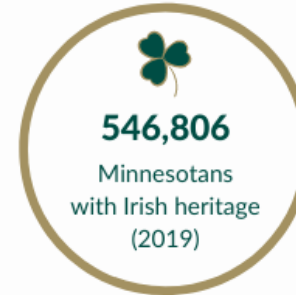
Trade Flows, 2016-2020




Inward Investment Flows, 2016-2020



More info: dfa.ie/usa



Visitors, 2019



Companies & Jobs



Strategic RDI Partnerships (SFI)

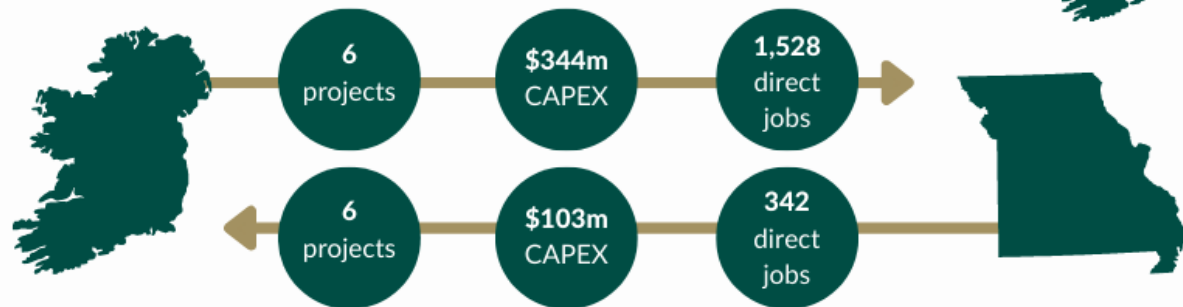


MISSOURI

Trade Flows, 2016-2020



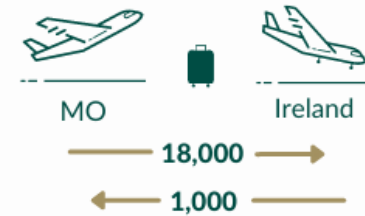
Inward Investment Flows, 2016-2020



More info: dfa.ie/usa



Visitors, 2019



Companies & Jobs



Strategic RDI Partnerships (SFI)

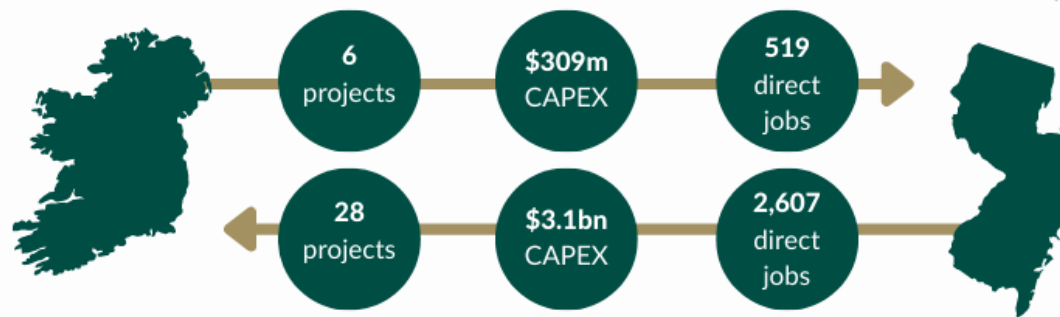


NEW JERSEY

Trade Flows, 2016-2020



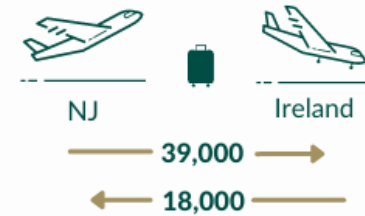
Inward Investment Flows, 2016-2020




More info: dfa.ie/usa



Visitors, 2019



Companies & Jobs



Strategic RDI Partnerships (SFI)

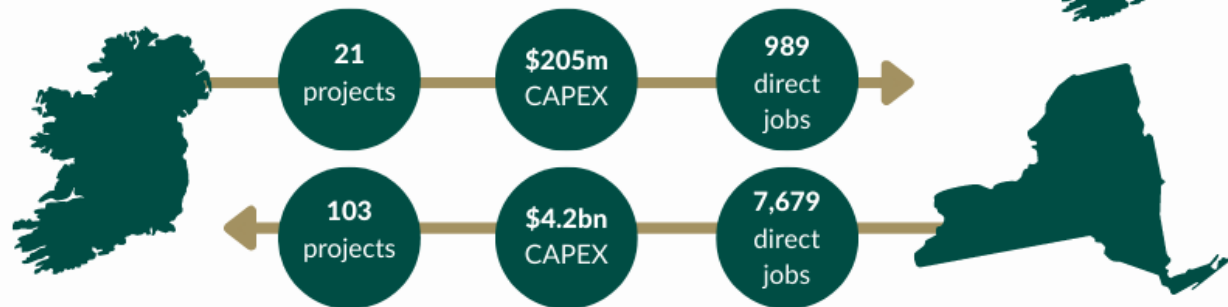


NEW YORK

Trade Flows, 2016-2020



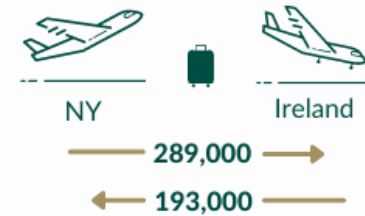
Inward Investment Flows, 2016-2020




More info: dfa.ie/usa



Visitors, 2019



Companies & Jobs



Strategic RDI Partnerships (SFI)

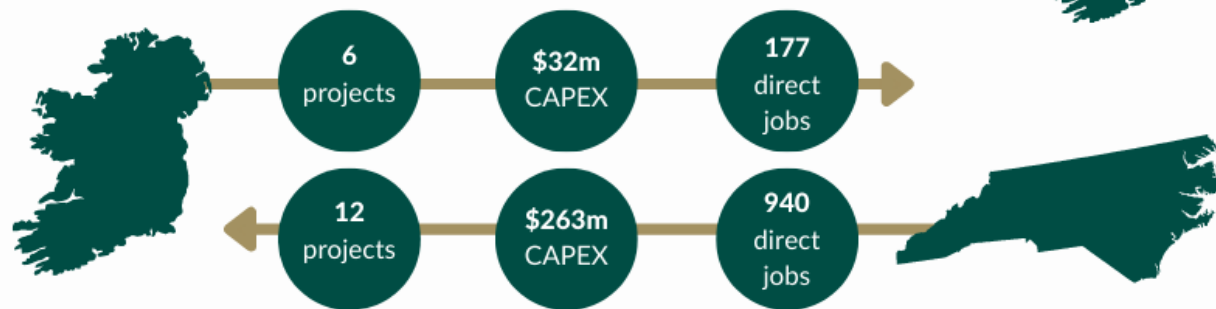


NORTH CAROLINA


Trade Flows, 2016-2020



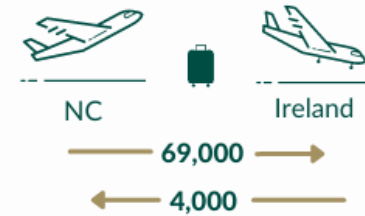
Inward Investment Flows, 2016-2020




More info: dfa.ie/usa



Visitors, 2019



Companies & Jobs



Strategic RDI Partnerships (SFI)

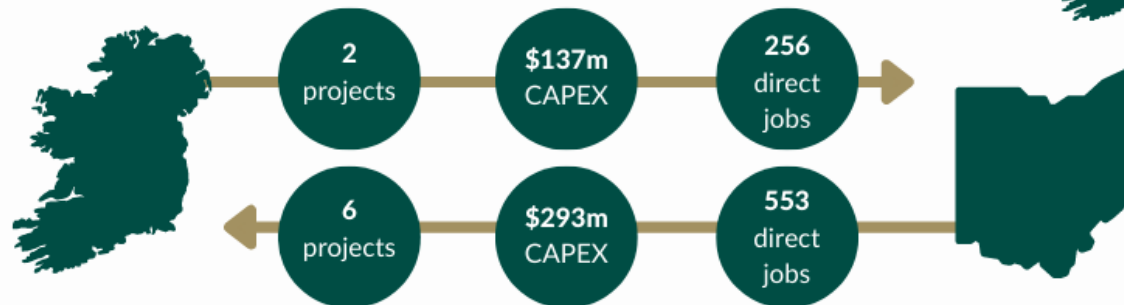


OHIO

Trade Flows, 2016-2020



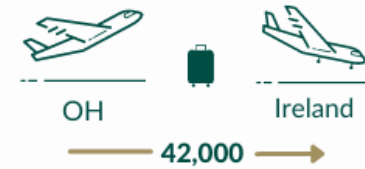
Inward Investment Flows, 2016-2020




More info: dfa.ie/usa



Visitors, 2019



Companies & Jobs



Strategic RDI Partnerships (SFI)

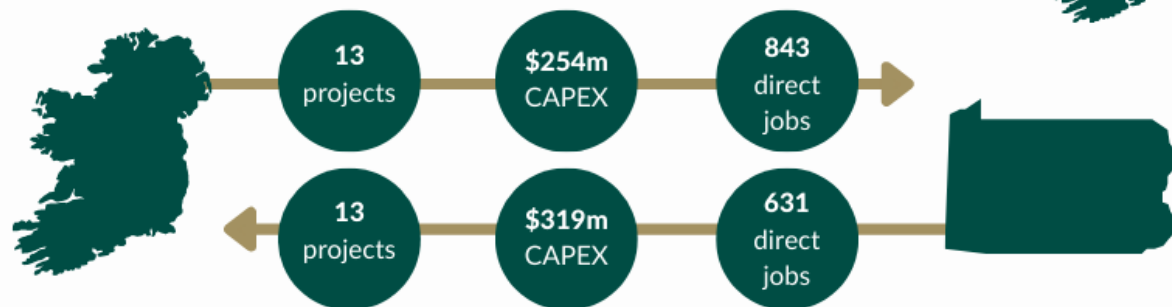


PENNSYLVANIA

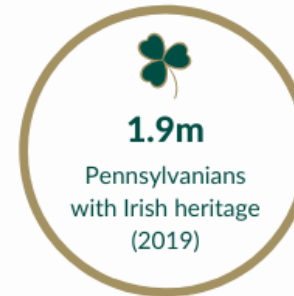
Trade Flows, 2016-2020



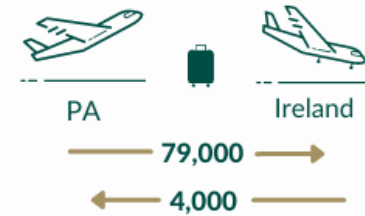
Inward Investment Flows, 2016-2020




More info: dfa.ie/usa



Visitors, 2019



Companies & Jobs



Strategic RDI Partnerships (SFI)

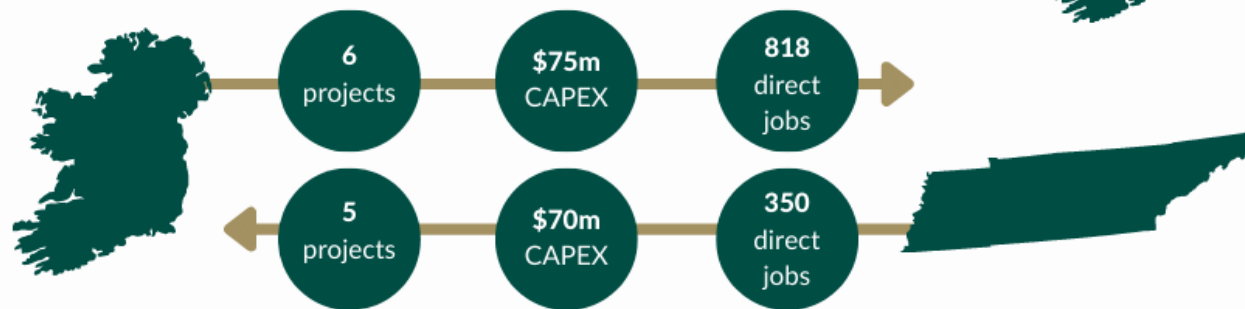


TENNESSEE

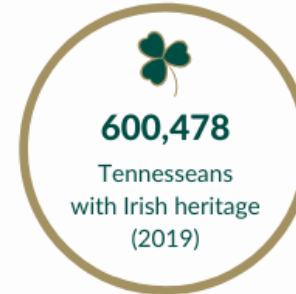
Trade Flows, 2016-2020



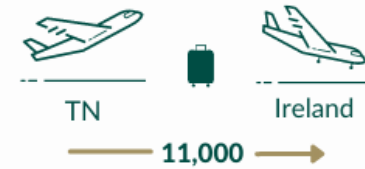
Inward Investment Flows, 2016-2020




More info: dfa.ie/usa



Visitors, 2019



Companies & Jobs



Strategic RDI Partnerships (SFI)

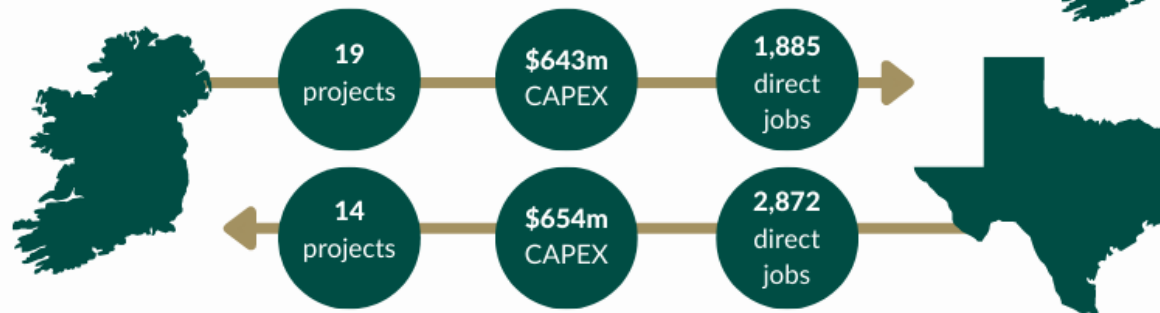


TEXAS

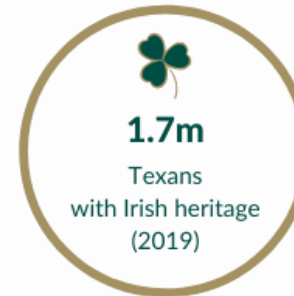
Trade Flows, 2016-2020



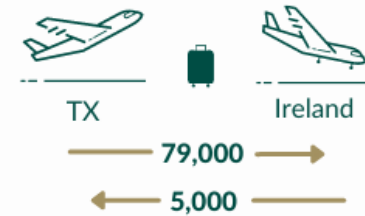
Inward Investment Flows, 2016-2020




More info: dfa.ie/usa



Visitors, 2019



Companies & Jobs



Strategic RDI Partnerships (SFI)

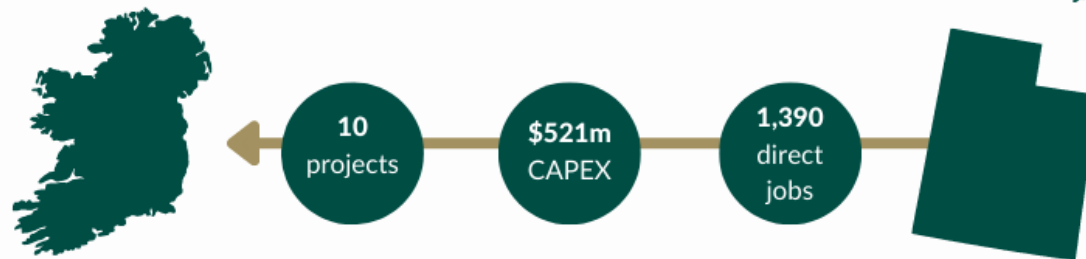


UTAH


Trade Flows, 2016-2020




Inward Investment Flows, 2016-2020




More info: dfa.ie/usa



Visitors, 2019



Companies & Jobs



Strategic RDI Partnerships (SFI)

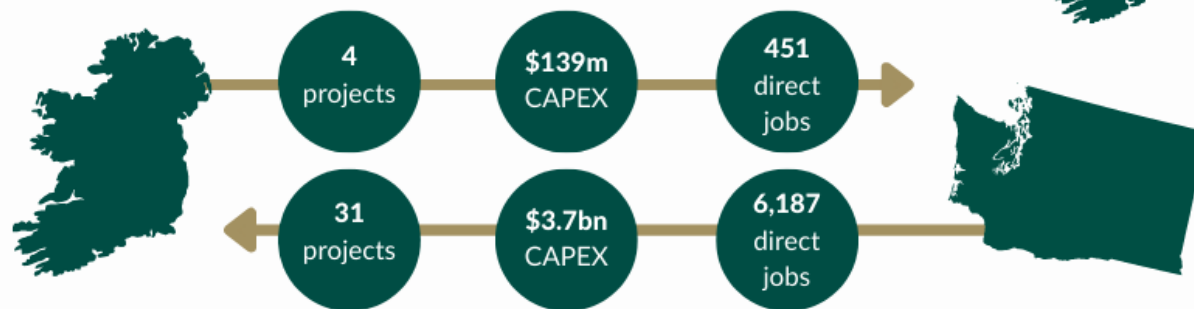


WASHINGTON

Trade Flows, 2016-2020



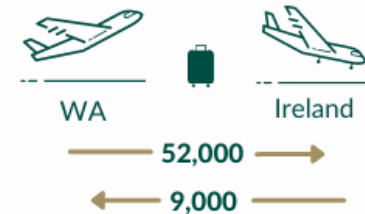
Inward Investment Flows, 2016-2020




More info: dfa.ie/usa



Visitors, 2019



Companies & Jobs



Strategic RDI Partnerships (SFI)



